



**INDEPENDENT AUDITORS' REPORT**  
**To the members ASA STOCKS (PVT.) LIMITED**  
**Report on the Audit of the Financial Statements**

**Opinion**

We have audited the annexed financial statements of **ASA STOCKS (PVT.) LIMITED** (the Company), which comprise the statement of financial position as at June 30, 2022, the statement of profit or loss, the statement of comprehensive income, the statement of changes in equity, the statement of cash flows for the year then ended, and notes to the financial statements, including a summary of significant accounting policies and other explanatory information, and we state that we have obtained all the information and explanations which, to the best of our knowledge and belief, were necessary for the purposes of the audit.

In our opinion and to the best of our information and according to the explanations given to us, the statement of financial position, the statement of profit or loss, the statement of comprehensive income, the statement of changes in equity and the statement of cash flows together with the notes forming part thereof conform with the accounting and reporting standards as applicable in Pakistan and give the information required by the Companies Act, 2017 (XIX of 2017), in the manner so required and respectively give a true and fair view of the state of the Company's affairs as at June 30, 2022 and of the profit, other comprehensive income, the changes in equity and its cash flows for the year then ended.

**Basis for Opinion**

We conducted our audit in accordance with International Standards on Auditing (ISAs) as applicable in Pakistan. Our responsibilities under those standards are further described in the *Auditor's Responsibilities for the Audit of the Financial Statements* section of our report. We are independent of the Company in accordance with the International Ethics Standards Board for Accountants' *Code of Ethics for Professional Accountants* as adopted by the Institute of Chartered Accountants of Pakistan (the Code) and we have fulfilled our other ethical responsibilities in accordance with the Code. We believe that the audit evidence we have obtained is sufficient and appropriate to provide a basis for our opinion.

**Information Other than The Financial Statements and Auditor's Report Thereon**

Management is responsible for the other information. The other information comprises the information included in the Annual Report, but does not include the financial statements and our auditor's report thereon.

Our opinion on the financial statements does not cover the other information and we do not express any form of assurance conclusion thereon.

In connection with our audit of the financial statements, our responsibility is to read the other information and, in doing so, consider whether the other information is materially inconsistent with the financial statements or our knowledge obtained in the audit or otherwise appears to be



materially misstated. If, based on the work we have performed, we conclude that there is a material misstatement of this other information; we are required to report that fact. We have nothing to report in this regard.

### **Responsibilities of Management and Board of Directors for the Financial Statements**

Management is responsible for the preparation and fair presentation of the financial statements in accordance with accounting and reporting standards as applicable in Pakistan and the requirements of the Companies Act, 2017 (XIX of 2017) and for such internal control as management determines is necessary to enable the preparation of financial statements that are free from material misstatement, whether due to fraud or error.

In preparing the financial statements, management is responsible for assessing the Company's ability to continue as a going concern, disclosing, as applicable, matters related to going concern and using the going concern basis of accounting unless management either intends to liquidate the Company or to cease operations, or has no realistic alternative but to do so.

Board of Directors are responsible for overseeing the Company's financial reporting process.

### **Auditor's Responsibilities for the Audit of the Financial Statements**

Our objectives are to obtain reasonable assurance about whether the financial statements as a whole are free from material misstatement, whether due to fraud or error, and to issue an auditor's report that includes our opinion. Reasonable assurance is a high level of assurance, but is not a guarantee that an audit conducted in accordance with ISAs as applicable in Pakistan will always detect a material misstatement when it exists. Misstatements can arise from fraud or error and are considered material if, individually or in the aggregate, they could reasonably be expected to influence the economic decisions of users taken on the basis of these financial statements.

As part of an audit in accordance with ISAs as applicable in Pakistan, we exercise professional judgment and maintain professional scepticism throughout the audit. We also:

- Identify and assess the risks of material misstatement of the financial statements, whether due to fraud or error, design and perform audit procedures responsive to those risks, and obtain audit evidence that is sufficient and appropriate to provide a basis for our opinion. The risk of not detecting a material misstatement resulting from fraud is higher than for one resulting from error, as fraud may involve collusion, forgery, intentional omissions, misrepresentations, or the override of internal control.
- Obtain an understanding of internal control relevant to the audit in order to design audit procedures that are appropriate in the circumstances, but not for the purpose of expressing an opinion on the effectiveness of the Company's internal control.
- Evaluate the appropriateness of accounting policies used and the reasonableness of accounting estimates and related disclosures made by management.
- Conclude on the appropriateness of management's use of the going concern basis of accounting and, based on the audit evidence obtained, whether a material uncertainty exists related to events or conditions that may cast significant doubt on the Company's ability to continue as a going concern. If we conclude that a material uncertainty exists, we are required



to draw attention in our auditor's report to the related disclosures in the financial statements or, if such disclosures are inadequate, to modify our opinion. Our conclusions are based on the audit evidence obtained up to the date of our auditor's report. However, future events or conditions may cause the Company to cease to continue as a going concern.

- Evaluate the overall presentation, structure and content of the financial statements, including disclosures, and whether the financial statements represent the underlying transactions and events in a manner that achieves fair presentation.

We communicate with the Board of Directors regarding, among other matters, the planned scope and timing of the audit and significant audit findings, including any significant deficiencies in internal control that we identify during our audit.

### Report on Other Legal and Regulatory Requirements

Based on our audit, we further report that in our opinion:

- a) Proper books of account have been kept by the Company as required by the Companies Act, 2017 (XIX of 2017);
- b) The statement of financial position, the statement of profit or loss, the statement of comprehensive income, the statement of changes in equity and the statement of cash flows together with the notes thereon have been drawn up in conformity with the Companies Act, 2017 (XIX of 2017) and are in agreement with the books of account and returns;
- c) Investments made, expenditure incurred and guarantees extended during the year were for the purpose of the Company's business;
- d) No zakat was deductible at source under the zakat and Ushr Ordinance, 1980 (XVIII of 1980); and
- e) The Company was in compliance with the requirement of section 78 of the Securities Act 2015, and the relevant requirements of Securities Brokers (Licencing and Operations) Regulations, 2016 as at the date on which the Financial Statements were prepared.

The engagement partner on the audit resulting in this independent auditor's report is Mr. Muhammad Aslam Khan.

*IECnet S.K.S.S.S. CA*  
IECnet S.K.S.S.S.  
Chartered Accountants  
Lahore



Date: October 26, 2022

UDIN: AR202210218u1vmDc5RB

**ASA STOCKS (PVT.) LIMITED**

**Financial Statements**

**For the Year Ended 30 June, 2022**


# ASA STOCKS (PVT.) LIMITED

## Statement of Financial Position

As at 30 June, 2022

	Note	2022 Rupees	2021 Rupees
<b>ASSETS</b>			
<b>Non-current assets</b>			
Property and equipment	5	2,973,392	3,496,930
Intangible assets	6	7,803,634	7,803,634
Long term investments	7	16,406,874	20,533,913
Long term deposits	8	290,000	890,000
		<b>27,473,900</b>	<b>32,724,476</b>
<b>Current assets</b>			
Trade debts - net	9	0	826,348
Deposits, prepayments and other receivables	10	-	295,439
Income tax refundable	11	1,831,817	1,723,834
Short term investments	12	46,615,117	69,068,436
Cash and bank balances	13	226,634	2,531,644
		<b>48,673,568</b>	<b>74,445,701</b>
		<b>76,147,468</b>	<b>107,170,177</b>
<b>EQUITY &amp; LIABILITIES</b>			
<b>Share capital and reserves</b>			
Issued Subscribed paidup Capital.	14	65,520,000	65,520,000
Unappropriated profit		(87,303,426)	(58,036,774)
Unrealized surplus / (deficit) on re-measurement of investments measured at FVOCI		6,853,076	10,980,115
Long-term loan from Director	15	66,125,000	66,125,000
<b>Total equity</b>		<b>51,194,649</b>	<b>84,588,341</b>
<b>Non-current liabilities</b>			
Long-term loan from Director		-	-
<b>Current liabilities</b>			
Trade and other payables	16	125,001	2,543,998
Provision for taxation	17	397,826	278,518
Short-term borrowings	18	24,429,992	19,759,321
		<b>24,952,819</b>	<b>22,581,837</b>
<b>Contingencies and commitments</b>			
	19	-	-
		<b>76,147,468</b>	<b>107,170,177</b>

The annexed notes from 1 to 36 form an integral part of these financial statements.

  
Chief Executive Officer



  
Director

# ASA STOCKS (PVT.) LIMITED

## Income Statement

For the Year Ended 30 June, 2022

	Note	2022 Rupees	2021 Rupees
Operating revenue	20	3,044,883	3,917,817
Gain/(loss) on sale of short term investments		-	2,546,818
Unrealized gain/(loss) on remeasurement of investments classified at FVTPL		(26,066,373)	19,095,432
		(23,021,490)	25,560,067
Operating and administrative expenses	21	4,962,152	6,039,732
<b>Operating profit / (loss)</b>		<b>(27,983,643)</b>	<b>19,520,335</b>
Financial charges	22	1,320,941	3,115,934
Other income and losses	23	435,757	1,425,729
<b>Profit / (loss) before taxation</b>		<b>(28,868,827)</b>	<b>17,830,130</b>
Taxation	24	397,826	278,518
<b>Profit/(loss) for the Period</b>		<b>(29,266,653)</b>	<b>17,551,612</b>
Earnings/(loss) per share - basic	25	(44.67)	26.79

The annexed notes from 1 to 36 form an integral part of these financial statements.



Chief Executive Officer




Director

# ASA STOCKS (PVT.) LIMITED

## Statement of Comprehensive Income

For the Year Ended 30 June, 2022

	Note	2022 Rupees	2021 Rupees
Profit/(loss) for the Period		(29,266,653)	17,551,612
Other comprehensive income			
Items that will not be reclassified subsequently to profit or loss			
Unrealized gain / (loss) during the period in the market value of investments measured at FVOCI		(4,127,039)	928,374
<b>Total comprehensive income/(loss) for the period</b>		<b>(33,393,692)</b>	<b>18,479,986</b>

The annexed notes from 1 to 36 form an integral part of these financial statements.



Chief Executive Officer



Director

# ASA STOCKS (PVT.) LIMITED

## Statement of Changes in Equity

For the Year Ended 30 June, 2022

	Issued, subscribed and paid-up capital	Unappropriated profit/ (loss)	Unrealized surplus / (deficit) on re- measurement of investments measured at FVOCI	Total
	.....Rupees.....			
Balance as at June 30, 2020	54,600,000	(75,588,386)	10,051,742	(38,436,644)
<b>Total comprehensive income for the year</b>				
Shares issued during the period	10,920,000			10,920,000
Profit/(Loss) for the year		17,551,612	-	17,551,612
Other comprehensive income/(loss)	-	-	928,373	928,373
	10,920,000	17,551,612	928,373	29,399,985
Balance as at June 30, 2021	65,520,000	(58,036,774)	10,980,115	(9,036,659)
<b>Total comprehensive income for the period</b>				
Profit/(loss) for the year		(29,266,653)	-	(29,266,653)
Other comprehensive income/(loss)	-	-	(4,127,039)	(4,127,039)
	-	(29,266,653)	(4,127,039)	(33,393,692)
Balance as at 30 June, 2022	65,520,000	(87,303,426)	6,853,076	(42,430,351)

The annexed notes from 1 to 36 form an integral part of these financial statements.



Chief Executive Officer




Director



# ASA STOCKS (PVT.) LIMITED

## Statement of Cash Flows

For the Year Ended 30 June, 2022


	2022	2021
Note	Rupees	Rupees
<b>CASH FLOWS FROM OPERATING ACTIVITIES</b>		
Profit before taxation	(28,868,827)	17,830,130
<b>Adjustments:</b>		
Depreciation and impairment	523,537	579,939
Loss / (gain) on sale of fixed assets	-	(1,022,356)
Provision for / (reversal of provision for) doubtful debts	-	(47,315)
Realized loss / (gain) on sale of short-term investments	-	(2,546,818)
Unrealized loss / (gain) on short-term investments	(26,066,373)	(19,095,432)
Dividend Income	(2,576,858)	(1,469,366)
Interest income	-	(6,255)
Finance charges	1,320,941	3,115,934
	<u>(26,798,753)</u>	<u>(20,491,669)</u>
<b>Operating profit before working capital changes</b>	<b>(55,667,579)</b>	<b>(2,661,539)</b>
<b>(Increase)/decrease in current assets</b>		
Trade debts - net	826,348	2,842,951
Loans and advances	-	-
Deposits, prepayments and other receivables	295,439	1,111,134
<b>Increase/(decrease) in current liabilities</b>		
Trade and Other Payable	(2,418,997)	(1,239,556)
	<u>(1,297,211)</u>	<u>2,714,529</u>
<b>Cash generated from / (used in) operations</b>	<b>(56,964,790)</b>	<b>52,990</b>
Proceeds from net sales of / (acquisition of) short-term investments	48,519,692	2,323,360
Finance charges paid	(1,320,941)	(3,115,934)
Interest income	-	6,255
Taxes paid	(386,500)	(225,416)
Dividend Received	2,576,858	1,469,366
	<u>49,389,109</u>	<u>457,630</u>
<b>Net cash from operating activities</b>	<b>(7,575,681)</b>	<b>510,620</b>
<b>CASH FLOWS FROM INVESTING ACTIVITIES</b>		
Acquisition of property and equipment	-	-
Sale / (acquisition) of fixed assets	-	1,525,000
Decrease / (increase) in long-term deposits	600,000	-
	<u>600,000</u>	<u>1,525,000</u>
<b>Net cash generated from / (used in) investing activities</b>	<b>600,000</b>	<b>1,525,000</b>
<b>CASH FLOWS FROM FINANCING ACTIVITIES</b>		
Share capital Induction	-	10,920,000
Proceeds from Short Term finance facility	4,670,671	(3,940,134)
Proceeds from long term loan	-	(12,445,000)
<b>Net cash generated from / (used in) financing activities</b>	<b>4,670,671</b>	<b>(5,465,134)</b>
<b>Net (decrease)/increase in cash and cash equivalents</b>	<b>(2,305,010)</b>	<b>(3,429,514)</b>
<b>Cash and cash equivalents at the beginning of the year</b>	<b>2,531,644</b>	<b>5,961,158</b>
<b>Cash and cash equivalents at the end of the year</b>	<b>226,634</b>	<b>2,531,644</b>

The annexed notes from 1 to 36 form an integral part of these financial statements.

13



Chief Executive Officer



Director

**ASA STOCKS (PVT.) LIMITED**  
**NOTES TO THE FINANCIAL STATEMENTS**  
**For the year ended June 30, 2022**

**1. LEGAL STATUS AND NATURE OF BUSINESS**

**ASA STOCKS (PVT.) LIMITED** (the "Company") was incorporated in Pakistan on **November 08, 2012** as a private limited company, limited by shares, under the Companies Ordinance 1984 (Now Companies Act. 2017). The Company is a holder of Trading Rights Entitlement Certificate ("TREC") of Pakistan Stock Exchange Limited.

The Company is principally engaged in brokerage of shares, stocks, purchase and sale of securities, financial consultancy, brokerage, underwriting, portfolio management and securities research.

**2. The geographical location of Company's offices are as follows:**

**Head Office:** 79/A-C1, Gulberg III, Lahore, Pakistan.

**3. BASIS OF PREPARATION**

**3.1 Statement of compliance**

These financial statements have been prepared in accordance with the accounting and reporting standards as applicable in Pakistan. The accounting and reporting standards as applicable in Pakistan comprise of:

- Financial Reporting Standard for Small and Medium Sized Entities (IFRS for SMEs) issued by the International Accounting Standards Board (IASB) as notified under the Companies Act, 2017; and
- Provisions of and directives issued under the Companies Act, 2017, and relevant provisions of the Securities Brokers (Licensing and Operations) Regulations 2016 (the "Regulations").

In case requirements differ, the provisions or directives of the Companies Act, 2017 and/or the Regulations shall prevail.

**3.2 Accounting convention**

These financial statements have been prepared on trade base under the historical cost convention, except:

- Short Term Investments in quoted equity securities (whether classified as assets at fair value through profit or loss, or at fair value through other comprehensive income), which are carried at fair value;



- Investments in unquoted equities, measured at fair value through other comprehensive income;
- Investments in associates, which are recorded in accordance with the equity method of accounting for such investments; and
- Derivative financial instruments, which are marked-to-market as appropriate under relevant accounting and reporting standards.

### **3.3 Functional and presentation currency**

Items included in these financial statements are measured using the currency of the primary economic environment in which the Company operates. These financial statements are presented in Pak Rupees which is the Company's functional and presentation currency.

### **3.4 Accounting estimates and judgments**

The preparation of financial statements in conformity with approved accounting standards requires management to make judgments, estimates and assumptions that affect the application of accounting policies and the reported amounts of assets, liabilities, income and expenses. The estimates and associated assumptions are continually evaluated and are based on historical experience as well as expectations of future events and various other factors that are believed to be reasonable under the circumstances, the results of which form the basis of making judgments about the carrying values of assets and liabilities that are not readily apparent from other sources. Actual results may differ from these estimates.

Areas involving a higher degree of judgment or complexity, or areas where assumptions and estimates are significant to the Company's financial statements are as follows:

- (i) Estimates of useful lives and residual values of items of property, plant and equipment (Note 5);
- (ii) Estimates of useful lives of intangible assets (Note 6);
- (iii) Allowance for credit losses (Note 4.5.4);
- (iv) Fair values of unquoted equity investments (Note 7);
- (v) Classification, recognition, measurement / valuation of financial instruments (Note 4.5); and
- (vi) Provision for taxation (Note 17);

### **3.5 New standards, amendments / improvements to existing standards (including interpretations thereof) and forthcoming requirements**

#### **3.5.1 Amendments to approved accounting standards and interpretations which became effective during the year ended June 30, 2022**

During the year, certain new accounting and reporting standards / amendments / interpretations became effective and applicable to the Company. However, since such



updates were not considered to be relevant to the Company's financial reporting, the same have not been disclosed here.

**3.5.2** New / revised accounting standards, amendments to published accounting standards and interpretations that are not yet effective.

The following International Financial Reporting Standards (IFRS Standards) as notified under the Companies Act, 2017 and the amendments and interpretations thereto will be effective for accounting periods beginning on or after the date specified below;

- Onerous Contracts – Cost of Fulfilling a Contract (Amendments to IAS 37) effective for the annual periods beginning on or after 1 January 2022 clarifies that the 'cost of fulfilling a contract' for the purposes of the onerous contract assessment comprises the costs that relate directly to the contract, including both the incremental costs and an allocation of other direct costs to fulfill the contract. An entity is required to apply the amendments to contracts for which it has not yet fulfilled all its obligations at the beginning of the annual reporting period in which it first applies the amendments (the date of initial application). Restatement of comparative information is not required, instead the amendments require an entity to recognize the cumulative effect of initially applying the amendments as an adjustment to the opening balance of retained earnings or other component of equity, as appropriate, at the date of initial application. The amendments are not likely to affect the financial statements of the Company.
- Property, Plant and Equipment: Proceeds before Intended Use (Amendments to IAS 16) effective for annual periods beginning on or after 1 January 2022 clarifies that sales proceeds and costs of items produced while bringing an item of property, plant and equipment to the location and condition necessary for it to be capable of operating in the manner intended by management e.g., when testing etc., are recognized in profit or loss in accordance with applicable Standards. The entity measures the cost of those items applying the measurement requirements of IAS 2. The standard also removes the requirement of deducting the net sales proceeds from cost of testing. An entity shall apply those amendments retrospectively, but only to items of property, plant and equipment that are brought to the location and condition necessary for them to be capable of operating in the manner intended by management on or after the beginning of the earliest period presented in the financial statements in which the entity first applies the amendments. The entity shall recognize the cumulative effect of initially applying the amendments as an adjustment to the opening balance of retained earnings (or other component of equity, as appropriate) at the beginning of that earliest period presented. The amendments are not likely to affect the financial statements of the Company.
- Amendments to IFRS 3 'Business Combinations' - Reference to the Conceptual Framework, issued in May 2020, amended paragraphs 11, 14, 21, 22 and 23 of and added paragraphs 21A, 21B, 21C and 23A to IFRS 3. An entity shall apply those amendments to



business combinations for which the acquisition date is on or after the beginning of the first annual reporting period beginning on or after January 01, 2022. Earlier application is permitted if at the same time or earlier an entity also applies all the amendments made by Amendments to References to the Conceptual Framework in IFRS Standards, issued in March 2018. The amendments are not likely to affect the financial statements of the Company.

- Amendments to IAS 1 'Presentation of Financial Statements' - Classification of liabilities as current or non-current amendments apply retrospectively for the annual periods beginning on or after January 01, 2023. These amendments in the standards have been added to further clarify when a liability is classified as current. The standard also amends the aspect of classification of liability as non-current by requiring the assessment of the entity's right at the end of the reporting period to defer the settlement of liability for at least twelve months after the reporting period. An entity shall apply those amendments retrospectively in accordance with IAS 8. The management of the Company is currently in the process of assessing the impacts of these amendments to these financial statements.
- Disclosure of Accounting Policies (Amendments to IAS 1 and IFRS Practice Statement 2) the Board has issued amendments on the application of materiality to disclosure of accounting policies and to help companies provide useful accounting policy disclosures. The key amendments to IAS 1 include:
  - a. requiring companies to disclose their material accounting policies rather than their significant accounting policies;
  - b. clarifying that accounting policies related to immaterial transactions, other events or conditions are themselves immaterial and as such need not be disclosed; and
  - c. clarifying that not all accounting policies that relate to material transactions, other events or conditions are themselves material to a company's financial statements.

The Board also amended IFRS Practice Statement 2 to include guidance and two additional examples on the application of materiality to accounting policy disclosures. The amendments are effective for annual reporting periods beginning on or after January 01, 2023 with earlier application permitted.

The management of the Company is currently in the process of assessing the impacts of above amendments to these financial statements.

- Definition of Accounting Estimates (Amendments to IAS 8) – The amendments introduce a new definition for accounting estimates clarifying that they are monetary amounts in the financial statements that are subject to measurement uncertainty.

The amendments also clarify the relationship between accounting policies and accounting estimates by specifying that a company develops an accounting estimate to achieve the objective set out by an accounting policy. The amendments are effective for periods beginning on or after January 01, 2023, and will apply prospectively to changes in



accounting estimates and changes in accounting policies occurring on or after the beginning of the first annual reporting period in which the company applies the amendments. The amendments are not likely to affect the financial statements of the Company.

- Deferred Tax related to Assets and Liabilities arising from a Single Transaction (Amendments to IAS 12) – The amendments narrow the scope of the initial recognition exemption (IRE) so that it does not apply to transactions that give rise to equal and offsetting temporary differences. As a result, companies will need to recognize a deferred tax asset and a deferred tax liability for temporary differences arising on initial recognition of a lease and a decommissioning provision. For leases and decommissioning liabilities, the associated deferred tax asset and liabilities will need to be recognized from the beginning of the earliest comparative period presented, with any cumulative effect recognized as an adjustment to retained earnings or other components of equity at that date. The amendments are effective for annual reporting periods beginning on or after January 01, 2023 with earlier application permitted. The amendments are not likely to affect the financial statements of the Company.
- Sale or Contribution of Assets between an Investor and its Associate or Joint Venture (Amendments to IFRS 10 and IAS 28) –The amendment amends accounting treatment on loss of control of business or assets. The amendments also introduce new accounting for less frequent transaction that involves neither cost nor full step-up of certain retained interests in assets that are not businesses. The effective date for these changes has been deferred indefinitely until the completion of a broader review.
- The following annual improvements to IFRS standards 2018-2020 are effective for annual reporting periods beginning on or after January 01, 2022.
- IFRS 9 – The amendment clarifies that an entity includes only fees paid or received between the entity (the borrower) and the lender, including fees paid or received by either the entity or the lender on the other's behalf, when it applies the '10 per cent' test in paragraph B3.3.6 of IFRS 9 in assessing whether to derecognize a financial liability.
- IFRS 16 – The amendment partially amends Illustrative Example 13 accompanying IFRS 16 by excluding the illustration of reimbursement of leasehold improvements by the lessor. The objective of the amendment is to resolve any potential confusion that might arise in lease incentives.
- IAS 41 – The amendment removes the requirement in paragraph 22 of IAS 41 for entities to exclude taxation cash flows when measuring the fair value of a biological asset using a present value technique This amendment enables the fair value measurement of biological assets on a post-tax basis.

The above amendments are not likely to affect the financial statements of the Company.



## 4 SUMMARY OF SIGNIFICANT ACCOUNTING POLICIES

Significant accounting policies applied in the preparation of these financial statements are set out below. These policies have been consistently applied to all years presented.

### 4.1 Property and equipment

Items of property and equipment are stated at cost less accumulated depreciation (if any) and impairment losses (if any). Cost includes expenditure that is directly attributable to the acquisition of the items.

Subsequent costs are included in the carrying amount as appropriate, only when it is probable that future economic benefits associated with the item will flow to the Company and its cost can be measured reliably. The carrying amount of the replaced part is derecognized. All other repairs and maintenance are charged to the statement of profit or loss account during the year in which they are incurred. Subsequent costs are included in the asset's carrying amount or recognized as a separate asset, as appropriate, only when it is probable that future economic benefits associated with the item will flow to the Company and the cost of the item can be measured reliably. Where such subsequent costs are incurred to replace parts and are capitalized, the carrying amount of replaced parts is derecognized. All other repair and maintenance expenditures are charged to profit or loss during the year in which they are incurred.

Depreciation on all items of property and equipment is calculated using the reducing balance method, in accordance with the rates specified in note 5 to these financial statements and after taking into account residual value, if material. Residual values and useful lives are reviewed and adjusted, if appropriate, at each balance sheet date. Depreciation is charged on an asset from when the asset is available for use until the asset is disposed of.

An item of property and equipment is derecognized upon disposal or when no future benefits are expected from its use or disposal. Any gain or loss arising on asset derecognition (calculated as the difference between net disposal proceeds and the carrying amount of the asset) is included in the profit and loss account in the year in which the asset is derecognized.

The assets' residual values, depreciation methods and useful lives are reviewed, and adjusted if appropriate, at each financial year end. The Company's estimate of residual value of property and equipment as at June 30, 2022 did not require any adjustment.



## 4.2 Intangible assets

Intangible assets with indefinite useful lives, including Trading Right Entitlement Certificate ("TREC"), are stated at cost less accumulated impairment losses, if any. An intangible asset is considered as having an indefinite useful life when, based on an analysis of all relevant factors, there is no foreseeable limit to the period over which the asset is expected to generate net cash inflows for the Company. An intangible asset with an indefinite useful life is not amortized. However, it is tested for impairment at each balance sheet date or whenever there is an indication that the asset may be impaired. Gains or losses on disposal of intangible assets, if any, are recognized in the profit and loss account during the year in which the assets are disposed of.

### 4.2.1 Membership cards and offices

This is stated at cost less impairment, if any. The carrying amount is reviewed at each reporting date to assess whether it is in excess of its recoverable amount, and where the carrying value exceeds estimated recoverable amount, it is written down to its estimated recoverable amount.

## 4.3 Investment property

Investment properties are held for capital appreciation and are measured initially at its cost, including transaction costs.

Subsequent to initial recognition, investment properties are measured at fair value at each reporting date. The changes in fair value are recognized in the statement of profit or loss.

## 4.4 Investment in associates

Associates are all entities over which the Company has significant influence but not control. Investments in associates where the Company has significant influence are accounted for using the equity method of accounting. Under the equity method of accounting, investments in associates are initially recognized at cost and the carrying amount of investment is increased or decreased to recognize the Company's share of the associate's post-acquisition profits or losses in income, and its share of the post-acquisition movement in reserves is recognized in other comprehensive income.

## 4.5 Financial instruments

### 4.5.1. The Company classifies its financial assets in the following three categories:

- (a) Financial assets measured at amortized cost;





- (b) Financial assets measured at fair value through other comprehensive income (FVOCI); and
- (c) Financial assets measured at fair value through profit or loss (FVTPL).

**(a) Financial assets measured at amortized cost**

A financial asset is measured at amortized cost if it is held within business model whose objective is to hold assets to collect contractual cash flows, and its contractual terms give rise on specified dates to cash flows that are solely payments of principal and interest on principal amount outstanding.

Such financial assets are initially measured at fair value plus transaction costs that are directly attributable to the acquisition or issue thereof.

**(b) Financial assets at FVOCI**

A financial asset is classified as at fair value through other comprehensive income when either:

- (i) It is held within a business model whose objective is achieved by both collecting contractual cash flows and selling financial assets and its contractual terms give rise on specified dates to cash flows that are solely payments of principal and interest on the principal amount outstanding; or
- (ii) It is an investment in equity instrument which is designated as at fair value through other comprehensive income in accordance with the irrevocable election available to the Company at initial recognition. Such financial assets are initially measured at fair value plus transaction costs that are directly attributable to the acquisition or issue thereof.

**(c) Financial assets at FVTPL**

A financial asset shall be measured at fair value through profit or loss unless it is measured at amortized cost or at fair value through other comprehensive income, as aforesaid.

Such financial assets are initially measured at fair value.

**4.5.2 Initial recognition**

The Company recognizes an investment when and only when it becomes a party to the contractual provisions of the instrument evidencing investment.

Regular way purchase of investments is recognized using settlement date accounting i.e. on the date on which settlement of the purchase transaction takes place. However, the



Company follows trade date accounting for its own (the house) investments. Trade date is the date on which the Company commits to purchase or sell its asset.

Transactions of purchase under resale (reverse-repo) of marketable securities including the securities purchased under margin trading system are entered into at contracted rates for specified periods of time. Amounts paid under these agreements in respect of reverse repurchase transactions are recognized as a receivable. The difference between purchase and resale price is treated as income from reverse repurchase transactions in marketable transactions / margin trading system and accrued on a time proportion basis over the life of the reverse repo agreement.

#### **4.5.3 Subsequent measurement**

##### **(a) Financial assets measured at amortized cost**

These assets are subsequently measured at amortized cost (determined using the effective interest method) less accumulated impairment losses.

"Interest / markup income, foreign exchange gains and losses and impairment losses arising from such financial assets are recognized in the profit and loss account.

##### **(b) Financial assets at FVOCI**

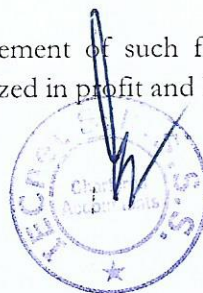
These are subsequently measured at fair value less accumulated impairment losses.

A gain or loss on a financial asset measured at fair value through other comprehensive income is recognized in other comprehensive income, except for impairment gains or losses and foreign exchange gains and losses, until the financial asset is derecognized or reclassified. When the financial asset is derecognized the cumulative gain or loss previously recognized in other comprehensive income is reclassified from equity to profit or loss as a reclassification adjustment (except for investments in equity instruments which are designated as at fair value through other comprehensive income in whose case the cumulative gain or loss previously recognized in other comprehensive income is not so reclassified). Interest is calculated using the effective interest method and is recognized in profit or loss.

##### **(c) Financial assets at FVTPL**

These assets are subsequently measured at fair value.

Net gains or losses arising from remeasurement of such financial assets as well as any interest income accruing thereon are recognized in profit and loss account.



#### 4.5.4 Impairment

##### Financial assets

The Company applies a three-stage approach to measure allowance for credit losses, using an expected credit loss approach as required under IFRS 9, for financial assets measured at amortized cost. The Company's expected credit loss impairment model reflects the present value of all cash shortfalls related to default events, either over the following twelve months, or over the expected life of a financial instrument, depending on credit deterioration from inception. The allowance / provision for credit losses reflects an unbiased, probability-weighted outcomes which considers multiple scenarios based on reasonable and supportable forecasts.

Where there has not been a significant decrease in credit risk since initial recognition of a financial instrument, an amount equal to 12 months expected credit loss is recorded. The expected credit loss is computed using a probability of default occurring over the next 12 months. For those instruments with a remaining maturity of less than 12 months, a probability of default corresponding to the remaining term to maturity is used.

When a financial instrument experiences a significant increase in credit risk subsequent to origination but is not considered to be in default, or when a financial instrument is considered to be in default, expected credit loss is computed based on lifetime expected credit losses.

When determining whether the credit risk of a financial asset has increased significantly since initial recognition, and when estimating expected credit losses, the Company considers reasonable and supportable information that is relevant and available without undue effort or cost. This includes both quantitative and qualitative information and analysis, based on the Company's historical experience and informed credit assessments, including forward-looking information.

Forward-looking information includes reasonable and supportable forecasts of future events and economic conditions. These include macro-economic information, which may be reflected through qualitative adjustments or overlays. The estimation and application of forward-looking information may require significant judgment.

Loss allowances for financial assets measured at amortized cost are deducted from the gross carrying amount of the assets. The gross carrying amount of a financial asset is written off when the Company has no reasonable expectation of recovering a financial asset in its entirety or a portion thereof. The Company makes this assessment on an individual asset basis, after consideration of multiple historical and forward-looking factors. Financial assets that are written off may still be subject to enforcement activities in order to comply with the Company's processes and procedures for recovery of amounts due.



## **Non-financial assets**

The carrying amounts of non-financial assets are assessed at each reporting date to ascertain whether there is any indication of impairment. If such an indication exists, the asset's recoverable amount - defined as the higher of the asset's fair value less costs of disposal and the asset's value-in-use (present value of estimated future cash flows using a pre-tax discount rate that reflects current market assessments of the time value of money and asset-specific risk) - is estimated to determine the extent of the impairment loss.

For the purpose of assessing impairment, assets are grouped into cash-generating units: the lowest levels for which there are separately identifiable cash flows.

### **4.6 Offsetting of financial assets and financial liabilities**

Financial assets and liabilities are off-set and the net amount is reported in the statement of financial position if the Company has a legal right to set off the transaction and also intends either to settle on a net basis or to realize the asset and settle the liability simultaneously.

### **4.7 Trade debts and other receivables**

Trade debts and other receivables are stated initially at amortized cost using the effective interest rate method.

Provision is made on the basis of lifetime ECLs that result from all possible default events over the expected life of the trade debts and other receivables. Bad debts are written off when considered irrecoverable.

### **4.8 Cash and cash equivalents**

Cash and cash equivalents are carried at cost and include cash in hand, balances with banks in current and deposit accounts, stamps in hand, other short-term highly liquid investments with original maturities of less than three months and short-term running finances.

### **4.9 Borrowings**

Borrowings are recognized initially at fair value, net of attributable transaction costs incurred. Borrowings are subsequently carried at amortized cost; any difference between the proceeds (net of transaction costs) and the redemption value is recognized in the statement of profit or loss account over the period of the borrowings using the effective interest method.

### **4.10 Trade and other payables**

Trade and other payables are recognized initially at fair value plus directly attributable cost, if any, and subsequently measured at amortized cost using the effective interest method.



They are classified as current if payment is due within twelve months of the reporting date, and as non-current otherwise.

#### 4.11 Staff retirement benefits

The Company did not have any retirement benefits plan.

#### 4.12 Taxation

Income tax expense comprises current and deferred tax.

##### Current

Provision for current taxation is based on taxable income for the year determined in accordance with the prevailing law for taxation of income. The charge for current tax is calculated using rates enacted or substantively enacted at the reporting date, and takes into account tax credits, exemptions and rebates available, if any. The charge for current tax also includes adjustments, where necessary, relating to prior years which arise from assessments framed / finalized during the year.

##### Deferred

Deferred tax is accounted for using the balance sheet liability method in respect of all temporary differences at the reporting date between the tax base and carrying amount of assets and liabilities for financial reporting purposes

Deferred tax liabilities are generally recognized for all taxable temporary differences and deferred tax assets are recognized for all deductible temporary differences and carried forward unused tax losses, to the extent that it is probable that future taxable profit will be available against which the deductible temporary differences and carried forward unused tax losses can be utilized. Carrying amount of all deferred tax assets are reviewed at each reporting date and are reduced to the extent that it is no longer probable that the related tax benefit will be realized.

Deferred tax assets and liabilities are measured at the tax rates that are expected to apply to the period when the asset is realized or the liability is settled, based on the tax rates that have been enacted or substantially enacted by the reporting date.

Deferred tax is charged or credited in the statement of profit or loss account, except in the case of items credited or charged to comprehensive income or equity, in which case it is included in comprehensive income or equity.



#### 4.13 Provisions

Provisions are recognized when the Company has a present legal or constructive obligation as a result of past event and it is probable that an outflow of economic benefits will be required to settle the obligation and a reliable estimate can be made. Provisions are reviewed at each reporting date and adjusted to reflect the current best estimate.

#### 4.14 Revenue recognition

Revenue is recognized to the extent that it is probable that economic benefits will flow to the Company and the amount of revenue can be measured reliably. Revenue is measured at the fair value of the consideration received or receivable, net of any direct expenses. Revenue is recognized on the following basis:

- Brokerage and commission income is recognized when brokerage services are rendered.
- Dividend income is recognized when the right to receive the dividend is established.
- Return on deposits is recognized using the effective interest method.
- Income on fixed term investments is recognized using the effective interest method.
- Gains / (losses) arising on sale of investments are included in the profit and loss account in the period in which they arise.
- Unrealized capital gains / (losses) arising from marking to market financial assets are included in profit and loss (for assets measured at FVTPL) or OCI (for assets measured at FVOCI) during the period in which they arise.
- Income / profit on exposure deposits is recognized using the effective interest rate.

#### 4.15 Dividend income

Dividends received from investments measured at fair value through profit or loss and at fair value through other comprehensive income. Dividends are recognized in the statement of profit or loss when the right to receive payment is established, it is probable that the economic benefits associated with the dividend will flow to the Company and the amount of the dividend can be measured reliably. This applies even if they are paid out of pre-acquisition profits, unless the dividend clearly represents a recovery of a part of the cost of an investment. In this case, dividend is recognized in other comprehensive income if it relates to an investment measured at fair value through other comprehensive income.

#### 4.16 Markup / interest income

Mark-up / interest income is recognized on a time proportion basis on the principal amount outstanding and at the rate applicable.



#### **4.17 Borrowings**

These are recorded at the proceeds received. Finance costs are accounted for on accrual basis and are disclosed as accrued interest / mark-up to the extent of the amount unpaid at the reporting date.

#### **4.18 Borrowing costs**

Borrowing costs are recognized as an expense in the period in which these are incurred except to the extent of borrowing costs that are directly attributable to the acquisition, construction or production of a qualifying asset. Such borrowing costs, if any, are capitalized as part of the cost of the relevant asset.

#### **4.19 Fiduciary assets**

Assets held in trust or in a fiduciary capacity by the Company are not treated as assets of the Company.

#### **4.20 Foreign currency transactions and translation**

Monetary assets and liabilities in foreign currencies are translated into functional currency at the rates of exchange prevailing at the balance sheet date. Transactions in foreign currencies are translated into functional currency at the rates of exchange prevailing on the dates of the transactions. Foreign exchange gains and losses resulting from the settlement of such transactions and from translation at year-end exchange rates of monetary assets and liabilities denominated in foreign currencies are recognized in income.

#### **4.21 Derivative financial instruments**

Derivative financial instruments are recognized at their fair value on the date on which a derivative contract is entered into. Subsequently, any changes in fair values arising on marking to market of these instruments are taken to the profit and loss account.

#### **4.22 Related party transactions**

All transactions involving related parties arising in the normal course of business are conducted and recorded at rates that are not less than market.



5 PROPERTY AND EQUIPMENT

Description	Cost				Accumulated Depreciation		Net book value as at 30 June 2022	Rate of depreciation %age
	As at 1 July 2021	Additions	Deletions/Adjustments	As at 30 June 2022	As at 1 July 2021	For the Year		
	Rupees							
Office equipment	145,520	-	-	145,520	90,105	5,511	49,873	10%
Computer equipment	550,630	-	-	550,630	348,761	40,374	161,495	20%
Furniture and fixtures	537,830	-	-	537,830	355,780	18,205	163,845	10%
Electrical installations	155,826	-	-	155,826	140,269	3,111	12,445	20%
Vehicles	5,743,000	-	-	5,743,000	2,700,961	456,306	2,585,733	15%
	<b>7,132,806</b>	<b>-</b>	<b>-</b>	<b>7,132,806</b>	<b>3,635,876</b>	<b>523,537</b>	<b>2,973,392</b>	

Description	Cost				Accumulated Depreciation		Net book value as at 30 June 2021	Rate of depreciation %age
	As at 1 July 2020	Additions	Deletions/Adjustments	As at 30 June 2021	As at 1 July 2020	For the Year		
	Rupees							
Office equipment	145,520	-	-	145,520	83,948	6,157	55,415	10%
Computer equipment	454,630	96,000	-	550,630	316,836	31,925	201,869	20%
Furniture and fixtures	537,830	-	-	537,830	335,552	20,228	182,050	10%
Electrical installations	155,826	-	-	155,826	136,380	3,889	15,557	20%
Vehicles	6,888,040	-	1,145,040	5,743,000	2,825,618	517,739	3,042,039	15%
	<b>8,181,846</b>	<b>96,000</b>	<b>1,145,040</b>	<b>7,132,806</b>	<b>3,698,334</b>	<b>579,939</b>	<b>3,496,930</b>	





ASA STOCKS (PVT.) LIMITED  
 NOTES TO THE FINANCIAL STATEMENTS  
 For the Year Ended 30 June, 2022

6 INTANGIBLE ASSETS

	Note	2022 Rupees	2021 Rupees
Trading Rights Entitlement Certificate ("TREC")	6.1	2,500,000	2,500,000
Rooms - Lahore Stock Exchange	6.2	5,303,634	5,303,634
		<u>7,803,634</u>	<u>7,803,634</u>
<b>Impairment</b>	6.3	-	-
		<u><u>7,803,634</u></u>	<u><u>7,803,634</u></u>

- 6.1 Pursuant to the Stock Exchange (Corporatization, Demutualization and Integration) Act, 2012, stock exchanges operating as guarantee limited companies were converted to public limited companies. Ownership rights in exchanges were segregated from the right to trade on an exchange. As a result of such demutualization and corporatization, the Company received shares of the relevant exchange and a Trading Rights Entitlement Certificate ("TREC") against its membership card.

The TREC has been recorded as an indefinite-life intangible asset pursuant to the provisions and requirements of IAS 38. As the TREC is not a commonly tradable instrument, the value approved by the Board of Directors of the Pakistan Stock Exchange Limited ("PSX") post-mutualization was used as the initial value of the intangible. The TREC, which has been pledged with the PSX to meet Base Minimum Capital ("BMC") requirements, is assessed for impairment in accordance with relevant approved accounting standards.

- 6.2 This represents the value of leases of three rooms - two from the PSX and one from the Lahore Stock Exchange. In each case, the lease period is 99 years, commencing April 1, 1992. Given the long duration of the lease term and the fact that it cannot be reliably estimated whether additional amounts will be due upon lease expiry in order to renew the leases, the room rights are treated as an intangible asset with an indefinite useful life.
- 6.3 Based on an assessment of indications of impairment as required under relevant accounting standards, which include a notice by PSX dated November 10, 2017 whereby the notional value of the PSX TREC was revised to notional value, the Company recognized, in fiscal 2021, impairment losses on the PSX and PMEX TRECs / membership cards in the amount necessary to reduce the carrying value of each intangible asset to PKR 2.5 million.

7 LONG-TERM INVESTMENTS

Investments at fair value through OCI

LSE Financial Services Limited (unquoted) - at fair value	7.1	20,533,913	19,605,539
Adjustment for remeasurement to fair value		<u>(4,127,039)</u>	<u>928,374</u>
		<u><u>16,406,874</u></u>	<u><u>20,533,913</u></u>

- 7.1 As a result of the demutualization and corporatization of stock exchanges as detailed in note 6.1, the Company received 843,975 shares of LSE Financial Services Limited. Of these, 60% (506,385 shares) were held in a separate Central Depository Company Limited ("CDC") sub-account, blocked until they are sold to strategic investors, financial institutions and/or the general public. The remaining shares (40% of total, or 337,590 shares) were allotted to the Company.

These shares are neither listed on any exchange nor are they actively traded. As a result, fair value has been estimated by reference to the latest break-up or net asset value per share of these shares notified by LSE Financial Services Limited (PKR 19.44/ per share as at 30 June 2021, compared to PKR 24.33 / per share as at June 30, 2021). Remeasurement to fair value resulted in a Loss of PKR 4,127,039 (2021: PKR 928,373).

8 LONG-TERM DEPOSITS

	Note	2022 Rupees	2021 Rupees
Central Depository Company Limited		200,000	200,000
National Clearing Company of Pakistan Limited (Basic)		-	400,000
Pakistan Stock Exchange Limited			200,000
Security deposits- Office Building		90,000	90,000
		<u><u>290,000</u></u>	<u><u>890,000</u></u>



## 9 TRADE DEBTS

Considered good	9.1	0	826,348
Considered doubtful		11,418,137	11,517,708
		<u>11,418,137</u>	<u>12,344,056</u>
Less: Provision for doubtful debts	9.2	(11,418,137)	(11,517,708)
		<u>0</u>	<u>826,348</u>

9.1 The Company holds client-owned securities with a total fair value of PKR NIL as collateral against trade debts. Refer to note 4.7 for details around the Company's methodology for computing estimated credit losses under the expected loss model under IFRS 9.

9.2 Movement in provision against trade debts is as under:

Opening balance (as at July 1)		11,517,709	11,573,024
Charged to profit and loss during the year		(99,572)	(55,316)
		<u>11,418,137</u>	<u>11,517,708</u>
Amounts written off during the year		-	-
Closing balance (as at June 30)		<u>11,418,137</u>	<u>11,517,708</u>

## 10 TRADE DEPOSITS, SHORT-TERM PREPAYMENTS & OTHER RECEIVABLES

Other receivables		-	295,439
		<u>-</u>	<u>295,439</u>

## 11 INCOME TAX REFUNDABLE

Opening balance (as at July 1)		1,723,834	2,012,616
Add: Current year additions		386,500	225,416
		<u>2,110,334</u>	<u>2,238,032</u>
Less: Adjustment against provision for taxation		(278,518)	(514,198)
Balance at the end of the year		<u>1,831,817</u>	<u>1,723,834</u>

## 12 SHORT TERM INVESTMENTS

Investment in listed securities-Regular		72,681,490	47,426,186
Realized gain/(loss) on remeasurement		-	2,546,818
Gain / (Loss) on remeasurement		(26,066,373)	19,095,432
<b>Investments at fair value through profit or loss</b>		<u>46,615,117</u>	<u>69,068,436</u>

Company is now in Trading only TREC Holder and Clearing is with E-Clear.

## 13 CASH AND BANK BALANCES

Cash in hand		203,516	196,328
Cash at bank			
Client accounts	13.1	3,076	2,225,795
House accounts		20,042	109,522
		<u>226,634</u>	<u>2,531,644</u>

13.1 Cash in current accounts includes customers' assets in the amount of PKR NIL/- (2021: PKR 2,225,795/-) held in designated bank accounts.

## 14 ISSUED, SUBSCRIBED AND PAID-UP CAPITAL

### 14.1 Authorized capital

660,000 (2021: 660,000) ordinary shares of PKR 100 each.

Note	2022 Rupees	2021 Rupees
	<u>66,000,000</u>	<u>66,000,000</u>

### 14.2 Issued, subscribed and paid-up share capital

655,200 (2021: 655,200) ordinary shares of PKR 100/- each, issued for cash

	<u>65,520,000</u>	<u>65,520,000</u>
	<u>65,520,000</u>	<u>65,520,000</u>



**14.3 Shareholders holding 5% or more of total shareholding**

	Number of Shares		Percentage	
	2022	2021	2022	2021
Mr. Ahmad Shoaib Akram	352,800	352,800	54%	54%
Mr. Muhammad Akram	151,200	151,200	23%	23%
Mrs. Zahida Akram	72,000	72,000	11%	11%
Mr. Ahmad Junaid Akram	79,200	79,200	12%	12%

**15 LONG-TERM FINANCING**

Loan from Directors - unsecured	15.1	66,125,000	66,125,000
		<u>66,125,000</u>	<u>66,125,000</u>
<b>Less: Current portion of long-term financing</b>		<u>-</u>	<u>-</u>
		<u><b>66,125,000</b></u>	<u>66,125,000</u>

**15.1** This represents interest-free loans received from Directors of the Company payable at company discretionary power when ability to pay and Long term in nature.

Mr. Muhammed Akram	14,775,000	14,775,000
Mrs. Zahida Akram	31,380,000	31,380,000
Mr. Ahmad Shoaib Akram	8,245,000	8,245,000
Mr. Ahmad Junaid Akram	11,725,000	11,725,000
	<u>66,125,000</u>	<u>66,125,000</u>

**16 TRADE AND OTHER PAYABLE**

Trade creditors	16.1	5,878	1,351,751
Payable to NCCPL		-	13,560
Accrued and other payables		119,123	1,178,686
		<u>125,001</u>	<u>2,543,998</u>

**16.1** This includes PKR NIL (2021: PKR 7,154) due to related parties.

**17 PROVISION FOR TAXATION**

Balance at the beginning of the year	278,518	514,198
Add: Current year provision	397,826	278,518
	676,343	792,716
Less: Adjustment against advance tax	(278,518)	(514,198)
Balance at the end of the year	<u>397,826</u>	<u>278,518</u>

**18 SHORT-TERM BORROWINGS**

From:			
Banking companies - secured	18.1	15,429,992	19,759,321
		9,000,000	
		<u>24,429,992</u>	<u>19,759,321</u>

**18.1** The balance represents the amount drawn down against. It carries mark-up of 2% per annum + 3-month KIBOR average ask rate.

**18.2** This amount represents loans extended by Directors of the Company to meet short-term working capital needs. As the terms of the borrowing are not documented, the entire amount has been treated as short-term / repayable on demand, in accordance with relevant guidance.

**19 CONTINGENCIES AND COMMITMENTS**

**19.1** There are no contingencies or commitments of the Company as at June 30, 2022 (2021: Nil).

**20 OPERATING REVENUE**

	Note	2022 Rupees	2021 Rupees
Brokerage income		468,025	2,448,452
Dividend income		2,576,858	1,469,366
		<u>3,044,883</u>	<u>3,917,817</u>



## 21 OPERATING & ADMINISTRATIVE EXPENSES

Director's remuneration		990,000	1,080,000
Staff salaries, allowances and other benefits		1,291,000	1,449,500
Utilities		1,112,959	1,306,153
Postage and Courier		27,653	53,898
Entertainment		174,006	210,131
Legal & professional charges		39,595	72,000
Provision/(Reversal) of doubtful accounts		-	(47,315)
Auditor's remuneration	21.1	75,000	165,000
Fuel and power expenses		28,405	62,087
Fee and subscription		63,165	123,980
Printing and stationery		30,389	49,349
Rent, rate and taxes		525,056	816,866
NCCPL charges		8,143	39,437
Newspaper and Periodicals		4,992	5,331
Computer and software charges		23,682	20,570
Repair and maintenance		23,070	27,900
Miscellaneous Expenses		21,500	24,905
Depreciation	5	523,537	579,939
		<u>4,962,152</u>	<u>6,039,732</u>

### 21.1. Auditor's remuneration

Statutory audit		75,000	165,000
Certifications and other charges		-	-
		<u>75,000</u>	<u>165,000</u>

## 22 FINANCIAL CHARGES

Mark-up on interest-bearing loans		1,299,171	3,092,657
Bank and other charges		21,770	23,278
		<u>1,320,941</u>	<u>3,115,934</u>

## 23 OTHER INCOME / LOSSES

### Income from financial assets

PSX deposits		2,418	7,680
Gain on sale of fixed asset		-	1,022,356
Rental Income		330,000	257,405
Profit on bank balances		-	6,255
Miscellaneous income		103,339	132,032
		<u>435,757</u>	<u>1,425,729</u>

## 24 TAXATION

Current tax expense / (income)			
	for the year	397,826	278,518
	prior years	-	-
		<u>397,826</u>	<u>278,518</u>

The tax provision made in the financial statements is considered sufficient

## 25. EARNINGS PER SHARE

Basic earnings per share is calculated by dividing profit after tax for the year by the weighted average number of shares outstanding during the period, as follows:

Profit / (loss) after taxation, attributable to ordinary shareholders	(29,266,653)	17,551,612
Weighted average number of ordinary shares in issue during the year	655,200	655,200
Earnings per share	(44.67)	26.79

No figure for diluted earnings per share has been presented as the Company has not issued any dilutive instruments carrying options which would have an impact on earnings per share when exercised.

## 26. REMUNERATION OF CHIEF EXECUTIVE, DIRECTORS AND EXECUTIVES

The aggregate amounts charged in the financial statements for remuneration, including benefits, to the chief executive, directors and executives of the Company as per the terms of their employment are as follows:

	2022		2021	
	Remuneration	# of persons	Remuneration	# of persons
Chief Executive Officer	550,000	1	480,000	1
Directors	440,000	1	600,000	1



## 27 FINANCIAL INSTRUMENTS BY CATEGORY

Jun-22			
Amortized cost	FVOCI	FVTPL	Total
Rupees			

## ASSETS

## Non-current assets

Long term deposits	290,000	-	-	290,000
Long term investment	-	16,406,874	-	16,406,874

## Current assets

Short-term investments	-	-	46,615,117	46,615,117
Trade debts - net	-	-	-	-
Deposits, prepayments and other receivables	-	-	-	-
Cash and bank balances	226,634	-	-	226,634

## LIABILITIES

## Non current Liabilities

Long term financing	-	-	-	-
---------------------	---	---	---	---

## Current liabilities

Trade and other payables	125,001	-	-	125,001
Short term borrowing	24,429,992	-	-	24,429,992

Jun-21			
Amortized cost	FVOCI	FVTPL	Total
Rupees			

## ASSETS

## Non-current assets

Long term deposits	890,000	-	-	890,000
Long term investment	-	20,533,913	-	20,533,913

## Current assets

Short-term investments	-	-	69,068,436	69,068,436
Trade debts - net	826,348	-	-	826,348
Deposits, prepayments and other receivables	295,439	-	-	295,439
Cash and bank balances	2,531,644	-	-	2,531,644

## LIABILITIES

## Non current Liabilities

Long term financing	-	-	-	-
---------------------	---	---	---	---

## Current liabilities

Trade and other payables	2,543,998	-	-	2,543,998
Short term borrowing	19,759,321	-	-	19,759,321



## 28 FINANCIAL RISK MANAGEMENT

### 28.1 Risk management framework

The Director / Chief Executive has overall responsibility for the establishment and oversight of the Company's risk management framework. He is also responsible for developing and monitoring the Company's risk management policies, which are monitored and assessed for effectiveness throughout the year. The Company's risk management policies are established to identify and analyze the risks faced by the Company, to set appropriate risk limits and to establish internal control over risk. Through its training and management standards and procedures, the Company aims to develop a disciplined and constructive control environment in which all employees understand their roles and obligations.

The Company's activities are exposed to a variety of financial risks: market risk, credit risk and liquidity risk. The Company has established adequate procedures to manage each of these risks as explained below.

### 28.2 Market risk

Market risk is the risk that the value of financial instruments may fluctuate as a result of changes in market interest rates, changes in the credit rating of the issuer of the instruments, change in market sentiments, speculative activities, supply and demand of securities and/or changes in liquidity in the market.

Market risk comprises of three types of risk: currency risk, interest rate risk and other price risk.

#### 28.2.1 Currency risk

Currency risk mainly arises where receivables and payables exist due to transactions with foreign undertakings. The Company is not exposed to major foreign exchange risk in this respect.

#### 28.2.2 Interest rate risk

Yield risk is the risk of decline in earnings due to adverse movements of the yield curve. Interest rate risk is the risk that the value of the financial instruments will fluctuate due to changes in market interest rates. Sensitivity to interest / mark-up rate risk arises from mismatches or gaps in the amounts of interest / mark-up based assets and liabilities that mature or reprice in a given period. The Company manages this risk by matching the maturity / repricing of financial assets and liabilities through appropriate policies.

#### 28.2.3 Price risk

Price risk is the risk that the fair value of financial instruments will fluctuate as a result of changes in market prices, whether such changes are due to factors specific to individual financial instruments (including factors specific to issuers of such instruments) or due to macroeconomic or other factor affecting similar financial instruments being traded in the market.

The Company is exposed to price risk in respect of investments carried at fair value (whether as available-for-sale investments or as instruments at fair value through profit or loss). Such price risk comprises both the risk that price of individual equity investments will fluctuate and the risk that there will be an index-wide movement in prices. Measures taken by the Company to monitor, manage and mitigate price risk include daily monitoring of movements in stock indexes (such as the KSE 100 index) as well as of the correlation between the Company's investment portfolio with stock indexes.



### 28.3 Credit risk

Credit risk is the risk that one party to a financial instrument will fail to discharge an obligation and cause the other party to incur a financial loss. Concentration of credit risk arises when a number of counterparties are engaged in similar business activities or have similar economic features that would cause their ability to meet contractual obligations to be similarly affected by changes in economic, political, or other conditions. Concentrations of credit risk indicate the relative sensitivity of the Company's performance to developments affecting a particular industry.

Credit risk of the Company arises from deposits with banks and financial institutions, trade debts, loans and advances, investments and other receivables. The carrying amount of financial assets represents the maximum credit exposure, although this maximum is a theoretical formulation as the Company frequently holds collateral against potential credit losses.

Measures taken by management to manage and mitigate credit risk include:

	2022	2021
Long-term investments	16,406,874	20,533,913
Long-term deposits	290,000	890,000
Trade debts (net)	-	826,348
Deposits, prepayments and other receivables	-	295,439
Short-term investments	46,615,117	69,068,436
	<u>63,311,991</u>	<u>91,614,136</u>

### 28.4 Liquidity Risk

Liquidity risk is the risk that the Company will not be able to meet its financial obligations, settled by delivering cash or another financial asset, as they fall due. Prudent liquidity risk management requires the maintenance of sufficient cash and marketable securities, the availability of adequate funds through committed credit facilities and the ability to close out market positions due to the dynamic nature of the business and the industry it operates in. The Company finances its operations through equity and, as and when necessary, borrowings, with a view to maintaining an appropriate mix between various sources of financing.

The table below classifies the Company's financial liabilities into relevant maturity groupings based on the time to contractual maturity date, as at the balance sheet date. The amounts in the table are contractual undiscounted cash flows.

Financial liabilities	As at 30 June, 2022		
	Carrying amount	Within one year	More than one year
Long term financing	24,429,992	24,429,992	-
Short term borrowings	125,001	125,001	-
Trade and other payables	-	-	-
<b>Total</b>	<u>24,554,993</u>	<u>24,554,993</u>	<u>-</u>

Financial liabilities	As at June 30, 2021		
	Carrying amount	Within one year	More than one year
Long term financing	-	-	-
Short term borrowings	278,518	278,518	-
Trade and other payables	2,543,998	2,543,998	-
<b>Total</b>	<u>2,822,515</u>	<u>2,822,515</u>	<u>-</u>

The Company does not expect that the timing or quantum of cash flows outlined in the table above will change significantly, and as a result expects to be able to fulfill its obligations as they come due.



## 29 CAPITAL RISK MANAGEMENT

The Company's objective in managing capital is to ensure that the Company is able to continue as a going concern so that it can continue to provide adequate returns to shareholders and benefits to other stakeholders, and to maintain an optimal capital structure to reduce the cost of capital. As well, the Company has to comply with capital requirements as specified under the Securities Brokers (Licensing and Operations) Regulations, 2016 (as well as other relevant directives from regulating bodies issued from time to time).

Consistent with industry practice, the Company manages its capital risk by monitoring its debt levels and liquid assets, keeping in view future investment requirements.

## 30 FAIR VALUE OF FINANCIAL ASSETS AND LIABILITIES

Fair value is the amount that would be received on the sale of an asset or paid on transfer of a liability in an orderly transaction between market participants at the measurement date. Consequently, differences can arise between carrying values and fair value estimates. Underlying the definition of fair value is the presumption that the Company is a going concern without any intention or requirement to materially curtail the scale of its operations or to undertake a transaction on adverse terms.

Various judgments and estimates are made in determining the fair value of financial instruments that are recognized and measured at fair value in the Company's financial statements. To provide an indication about the reliability of inputs used in determining fair value, financial instruments have been classified into three levels, as prescribed under accounting standards. An explanation of each level follows the table.

Recurring FV Measurement - 30 June, 2022	Level I	Level II	Level III	Total
Long-term investment - at FVOCI		16,406,874		16,406,874
Short-term investment - available-for-sale				-
Short-term investments - at FVTPL	46,615,117			46,615,117
Recurring FV Measurement as at June 30, 2021	Level I	Level II	Level III	Total
Long-term investment - available-for-sale		20,533,913		20,533,913
Short-term investment - available-for-sale				-
At fair value through profit and loss	69,068,436			69,068,436

In the fair value hierarchy in the preceding table, inputs and valuation techniques are as follows:

- Level 1: Quoted market price (unadjusted) in an active market
- Level 2: Valuation techniques based on observable inputs
- Level 3: Valuation techniques using significant unobservable inputs. This category includes all instruments where the valuation technique includes inputs not based on observable data.

There were no transfers into or out of Level 1 measurements.





31 **RELATED PARTY TRANSACTIONS**

The related parties of the Company comprise of shareholders/ directors, key management personnel, entities with common shareholding, entities over which the directors are able to exercise influence and entities under common directorship. Transactions with related parties and the balances outstanding at year end are disclosed in the respective notes to the financial statements.

32 **EVENTS AFTER REPORTING PERIOD**

No events occurred after the reporting period that would require adjustment or disclosure in the financial statements.

33 **NUMBER OF EMPLOYEES**

The total no of employees and average number of employees at year end and during the year respectively are as follows:

	2022	2021
Total No of employees as at	<u>5</u>	<u>5</u>
Average number of employees during the year	<u><u>5</u></u>	<u><u>5</u></u>

34 **RE-CLASSIFICATION AND RE-ARRANGEMENTS**


Corresponding figures have been reclassified and re-arranged wherever necessary to reflect more appropriate presentation of events and transactions for the purpose of comparison, and in order to improve compliance with disclosure requirements.

35 **GENERAL**

Amounts have been rounded off to the nearest rupee, unless otherwise stated.

36 **AUTHORIZATION**

These financial statements were authorized for issue on October 26, 2022 by the Board of Directors of the Company.

  
\_\_\_\_\_  
Chief Executive



  
\_\_\_\_\_  
Director