

ASA STOCKS (PVT.) LIMITED

Financial Statements (Un-Audited)

For the Period Ended 31 December 2022

ASA STOCKS (PVT.) LIMITED

Statement of Financial Position (Un-Audited)

As at 31 December 2022

	Un-Audited	Audited
	Dec-22	Jun-22
	Rupees	Rupees
ASSETS		
Non-current assets		
Property and equipment	2,529,372	2,973,392
Intangible assets	7,803,634	7,803,634
Long term investments	16,406,874	16,406,874
Long term deposits	290,000	290,000
	27,029,880	27,473,900
Current assets		
Trade debts - net	-	-
Deposits, prepayments and other receivables	-	-
Income tax refundable	1,831,816	1,831,817
Short term investments	40,464,992	46,615,117
Cash and bank balances	226,634	226,634
	42,523,442	48,673,568
	69,553,323	76,147,468
EQUITY & LIABILITIES		
Share capital and reserves		
Issued Subscribed paidup Capital.	65,520,000	65,520,000
Unappropriated profit	(87,468,031)	(87,303,426)
Unrealized surplus / (deficit) on re-measurement of investments measured at FVOCI	6,853,076	6,853,076
Long-term loan from Director	75,125,000	66,125,000
Total equity	60,030,045	51,194,649
Non-current liabilities		
Long-term loan from Director	-	-
Current liabilities		
Trade and other payables	125,001	125,001
Provision for taxation	206,802	397,826
Short-term borrowings	9,191,475	24,429,992
	9,523,278	24,952,819
Contingencies and commitments	-	-
	69,553,323	76,147,468

Chief Executive Officer




ASA STOCKS (PVT.) LIMITED

Income Statement (Un-Audited)

For the Period Ended 31 December 2022

	Un-Audited	Audited
	Dec-22	Jun-22
	Rupees	Rupees
Operating revenue	1,407,638	3,044,883
Gain/(loss) on sale of short term investments	-	-
Unrealized gain/(loss) on remeasurement of investments classified at FVTPL	2,245,470	(26,066,373)
	3,653,108	(23,021,490)
Operating and administrative expenses	3,832,911	4,962,152
Operating profit / (loss)	(179,803)	(27,983,643)
Financial charges	-	1,320,941
Other income and losses	222,000	435,757
Profit / (loss) before taxation	42,197	(28,868,827)
Taxation	206,802	397,826
Profit/(loss) for the Period	(164,605)	(29,266,653)
Earnings/(loss) per share - basic	(0.25)	(44.67)



Chief Executive Officer




ASA STOCKS (PVT.) LIMITED

Statement of Comprehensive Income (Un-Audited)

For the Period Ended 31 December 2022

	Un-Audited	Audited
	Dec-22	Jun-22
<i>Note</i>	Rupees	Rupees
Profit/(loss) for the Period	(164,605)	(29,266,653)
Other comprehensive income		
Items that will not be reclassified subsequently to profit or loss		
Unrealized gain / (loss) during the period in the market value of investments measured at FVOCI	(4,127,039)	(4,127,039)
Total comprehensive income/(loss) for the period	(4,291,644)	(33,393,692)


 Chief Executive Officer




ASA STOCKS (PVT.) LIMITED

Statement of Changes in Equity (Un-Audited)

For the Period Ended 31 December 2022

	Issued, subscribed and paid-up capital	Unappropriated profit/ (loss)	Unrealized surplus / (deficit) on re- measurement of investments measured at FVOCI	Total
Balance as at June 30, 2021	65,520,000	(58,036,774)	10,980,115	(9,036,659)
.....Rupees.....				
Total comprehensive income for the year				
Shares issued during the period	-			
Profit/(Loss) for the year		(29,266,653)	-	(29,266,653)
Other comprehensive income/(loss)		-	(4,127,039)	(4,127,039)
Balance as at June 30, 2022	65,520,000	(87,303,426)	6,853,076	(42,430,351)
Total comprehensive income for the period				
Profit/(loss) for the year		(164,605)	-	(164,605)
Other comprehensive income/(loss)		-	-	-
Balance as at 31 December, 2022	65,520,000	(87,468,031)	6,853,076	(42,594,955)


Chief Executive Officer

