

ASA STOCKS (PVT.) LIMITED


Financial Statements

For The QUARTER ENDED MARCH 31, 2025


ASA STOCKS (PVT.) LIMITED
Statement of Financial Position
As at 31 March, 2025

	Note	Mar-25 Rupees	Jun-24 Rupees
ASSETS			
Non-current assets			
Property and equipment	5	2,072,675	2,152,626
Intangible assets	6	7,803,634	7,803,634
Long term deposits	8	190,000	190,000
		10,066,309	10,146,260
Current assets			
Deposits, prepayments and other receivables	10	1,771,040	1,497,198
Income tax refundable	11	2,190,570	2,183,199
Short term investments	12	90,554,981	63,514,081
Cash and bank balances	13	4,374,337	1,447,145
		98,890,928	68,641,622
		108,957,237	78,787,883
EQUITY & LIABILITIES			
Share capital and reserves			
Issued, Subscribed & paid up Capital.	14	65,520,000	65,520,000
Unappropriated profit/(loss)		(48,670,328)	(78,839,682)
Unrealized surplus / (deficit) on re-measurement of investments measured at FVOCI		(3,942,318)	(3,942,318)
Long-term loan from Director	15	66,125,000	66,125,000
Total equity		79,032,354	48,863,000
Current liabilities			
Trade and other payables	16	490,540	490,539
Provision for taxation	17	3,295,168	3,295,168
Short-term borrowings	18	26,139,175	26,139,175
		29,924,883	29,924,882
Contingencies and commitments	19	-	-
		108,957,237	78,787,883

The annexed notes from 1 to 37 form an integral part of these financial statements.



Chief Executive Officer





Director

ASA STOCKS (PVT.) LIMITED**Statement of Profit or Loss***For the Quarter Ended 31 March, 2025*

	Note	Mar-25 Rupees	Jun-24 Rupees
Operating revenue	20	4,906,983	2,914,293
Gain/(loss) on sale of short term investments	12	-	(20,696,840)
Unrealized gain/(loss) on remeasurement of investments classified at FVTPL	12	27,040,900	38,431,470
		31,947,883	20,648,923
Operating and administrative expenses	21	(2,138,390)	(3,859,832)
Operating profit / (loss)		29,809,493	16,789,091
Financial charges	22	(140)	(11,356)
Other income / (loss)	23	360,000	523,180
Profit / (loss) before taxation		30,169,353	17,300,915
Taxation	24	-	(2,897,342)
Profit/(loss) for the year		30,169,353	14,403,573
Earnings/(loss) per share - basic	25	46.05	21.98

The annexed notes from 1 to 37 form an integral part of these financial statements.

**Chief Executive Officer****Director**

ASA STOCKS (PVT.) LIMITED

Statement of Comprehensive Income

For the Quarter Ended 31 March, 2025

	Note	Mar-25 Rupees	Jun-24 Rupees
Profit/(loss) for the year		30,169,353	14,403,573
Other comprehensive income/(loss)			
Items that will not be reclassified subsequently to profit or loss			
Unrealized gain / (loss) during the period in the market value of investments measured at FVOCI		-	(3,395,338)
Total comprehensive income/(loss) for the year		<u>30,169,353</u>	<u>11,008,235</u>

The annexed notes from 1 to 37 form an integral part of these financial statements.



Chief Executive Officer



Director

ASA STOCKS (PVT.) LIMITED

Statement of Cash Flows

For the Quarter Ended 31 March, 2025

	Note	Mar-25 Rupees	Jun-24 Rupees
CASH FLOWS FROM OPERATING ACTIVITIES			
Profit/(loss) before taxation		30,169,353	17,300,915
Adjustments:			
Depreciation and impairment	5	79,951	376,746
Unrealized loss / (gain) on short-term investments	12	(27,040,900)	(17,734,630)
Dividend Income	20	(3,964,663)	11,356
Finance charges	22	(140)	(2,190,672)
		<u>(30,925,753)</u>	<u>(19,537,199)</u>
Operating profit / (loss) before working capital changes		(756,399)	(2,236,284)
(Increase)/decrease in current assets			
Trade debts - net	9	-	-
Deposits, prepayments and other receivables	10	(273,842)	(1,403,791)
Increase/(decrease) in current liabilities			
Trade and other Payable	16	1	(144,460)
		<u>(273,840)</u>	<u>(1,548,251)</u>
Cash generated from / (used in) operations		(1,030,239)	(3,784,534)
Finance charges	22	140	(11,356)
Taxes paid		(7,372)	2,190,672
Dividend Received	20	3,964,663	(346,439)
		<u>3,957,432</u>	<u>1,832,877</u>
Net cash from/(used in) operating activities		2,927,192	(1,951,658)
CASH FLOWS FROM INVESTING ACTIVITIES			
Proceeds from net sales of / (acquisition of) short-term investments	12	-	1,350,090
Decrease / (increase) in long-term deposits	8	-	-
Net cash generated from / (used in) investing activities		-	1,350,090
CASH FLOWS FROM FINANCING ACTIVITIES			
Proceeds from Short term borrowing	18	-	1,070,000
Increase in Short term borrowing	18	-	-
Net cash generated from / (used in) financing activities		-	1,070,000
Net (decrease)/increase in cash and cash equivalents		2,927,192	468,432
Cash and cash equivalents at the beginning of the year		1,447,145	978,713
Cash and cash equivalents at the end of the year	13	4,374,337	1,447,145

The annexed notes from 1 to 37 form an integral part of these financial statements.



Chief Executive Officer




Director

ASA STOCKS (PVT.) LIMITED

Statement of Changes in Equity

For the Quarter Ended 31 March, 2025

	Issued, subscribed and paid-up capital	Unappropriated profit/ (loss)	Unrealized surplus / (deficit) on re- measurement of investments measured at FVOCI	Total
Rupees.....			
Balance as at June 30, 2023	65,520,000	(93,243,255)	(546,980)	(28,270,235)
Total comprehensive income/(loss) for the year				
Profit/(loss) for the year	-	14,403,573	-	14,403,573
Other comprehensive income/(loss)	-	-	(3,395,338)	(3,395,338)
	-	14,403,573	(3,395,338)	11,008,235
Balance as at June 30, 2024	65,520,000	(78,839,682)	(3,942,318)	(17,262,000)
Total comprehensive income/(loss) for the year				
Profit/(loss) for the year	-	30,169,353	-	30,169,353
Other comprehensive income/(loss)	-	-	-	-
	-	30,169,353	-	30,169,353
Balance as at 31 March, 2025	65,520,000	(48,670,328)	(3,942,318)	12,907,354

The annexed notes from 1 to 37 form an integral part of these financial statements.



Chief Executive Officer




Director